



Click here
to visit our website



Quality **steel** and **aluminium** solutions

BlueScope Distribution
Albury

Steel. Aluminium.
Knowhow.TM

Commitment to customer success



We are BlueScope Distribution Albury, a leading steel and aluminium distributor and solutions provider.

Serving Albury and the broader districts, we are your convenient single-source supplier and processor of everything from BlueScope's extensive range of premium products. Additionally, we provide Aluminum sourced from our carefully selected partner brands.

Including a diverse range of processing capabilities, our team offers knowledge and experience, technical knowhow and project management, as well as assisting our customers in managing their supply chain. With BlueScope Distribution you get everything under one roof. It's all about making life easier.

With extensive experience and a comprehensive steel and aluminium product range, we have the ability to service customers supporting a range of industries across the Albury and Wodonga region.

Our key benefits

- Our plasma beamline provides structural steel fabrication capabilities, with high accuracy and efficiency, giving our customers the freedom to do what they do best
- A warehouse extension that allows for an additional 2,000 tonne of steel and aluminium products, stocked and ready for your next project
- 2 new 10 tonne overhead dual hoist cranes and an additional third driveway providing the ability to load and unload faster resulting in quicker turnaround times
- An expanded customer focused team to further improve our end to end supply chain solution



View our product range

Plate

Grade 250/350
Boiler & pressure vessel
Floorplate & coilplate
Quenched & tempered

Sheet & coil

Cold rolled
Hot rolled
Metallic coated
Pre-painted

Tube & pipe

Circular hollow sections
Rectangular hollow sections
Square hollow sections

Building products

Roofing
Fencing
Rainwater goods

Merchant bar

Angles & flats
Rounds & squares

Structural

Beams & columns
Angles & channels

Aluminium

Extruded products
Rolled products

Rural

Livestock handling equipment
Fencing



Click here

to view our comprehensive product guide



Your single source product, processing and service solutions provider

01 Steel. Aluminium.

Products

BlueScope Distribution Albury stock high-quality steel and aluminium products and our team at Albury take pride in offering friendly, helpful customer service and project management.

As a trusted distributor of steel and aluminium products, we partner with our customers to meet their project requirements. Backed by our commitment to quality, we help reduce compliance risk through our quality management system. We also ensure full material traceability and compliance via our material test certificates.

Some of our key products include:

Colorbond® **Truecore®** **Zincalume®** **Zincanneal®**
Xlerrplate® **TruSpec®** **Bisalloy** **Aluminium**

02 Steel. Aluminium.

Processing

BlueScope Distribution Albury provides a complete range of steel and aluminium processing which enables us to provide ready to use products our customers turn into end user solutions. Our plasma beamline provides a range of processing capabilities from square and mitre cutting, notching, bevelling, and bolt holes to complex and precise four side processing.

We are committed to providing high quality processing capabilities including including sheet and coil, plate and structural product.

Our key processing services include:



Steel plate plasma cutting, drilling, etching & bevelling



Steel sheet shearing & coil slitting



Aluminium routing, sheet shearing & coil slitting



Value added blasting, priming & galvanising

03 Steel. Aluminium.

Solutions

Highly recognised for our exceptional customer service, we provide customers with end-to-end steel and aluminium project management solutions, delivering personalised supply chain co-ordination. Our teams have the experience to meet project milestones by coordinating material from multiple suppliers, managing production schedules, transport and delivery to provide one seamless point of contact.

Our ability to label and kit material helps some customers to find significant efficiencies in their production, and our team have the technical resources to tackle the most complex project requirements.



Consignment solutions



Kitting and product labelling




Product identification for ease of installation (steel & aluminium surface etching)

Plasma beamline processing capabilities


With our new beamline capability, BlueScope Distribution Albury can process structural steel with high accuracy and efficiency, saving time and increasing the speed of processing turnaround times required to deliver your processed parts ready for final fabrication, assembly or installation.

- Square cut / Mitre cut
- Notch
- Bolt holes
- Slots
- Beveling
- Merchant bar profiling
- Four side processing
- Weld prep
- Centre marks
- Pop marks
- Text scribing




Quality and accuracy

Due to its stable, stationary base, the plasma beamline is specially designed to improve cut quality and accuracy, producing clean bolt holes and cutting a range of steel products. With sophisticated software to match, the beamline has the ability to produce straight through holes that are nearly taperless, providing our customers with efficient processing that meets project specifications.

Best bolt holes Automatically tilts the cutting torch straight through hole that is nearly taperless.		Copes Copes are produced with a clean finish and can have a smooth corner radii cut in.	
Slots Cuts slots and other shapes to the specified dimensions allowing for perfect fitup.		Notches Notches, cutouts & flush cuts are smooth and do not require additional grinding or shaping. A perfect fitup also results in less welding.	

Estimated processing time:

This example features: 8 holes, 4 copes, & trim front out/ cut to length. This takes an estimated:

 **00:04:12**
When using our beamline

 **01:04:10**
When using a drill saw & manual cope.

Bolt hole processing

Plasma torch




⊗
Unacceptable

O2 / O2 cutting



⊗
Taper present

Bolt hole process



✓
Best in class

GENERAL SPECIFICATIONS		
Profile shape	Minimum	Maximum
Beam width	101mm	1219mm
Beam height	101mm	457mm
HSS width	51mm	308mm
HSS height	25mm	457mm
Channel width	76mm	914mm
Channel height	25mm	101mm
Angle width	51mm	254mm
Angle height	51mm	254mm
Strip/plate width	101mm	914mm
Strip/plate thickness	6.3mm	32mm
Part length	Minimum outfeed length = 600mm Maximum outfeed length = 15m Maximum infeed length = 18m	
Material thickness	Pierce up to 38 mm. Edge Start up to 51mm. Can upgrade to 2" (51mm) pierce, 75mm edge.	

COMPARISON CHART			
Machine capability	Single spindle beam drill line	Three spindle beam drill line with band saw	Structural beamline
Produces quality bolt holes	Yes	Yes	Yes
Maximum hole diameter	50mm	50mm	609mm
Produce layout marks for clips & stiffeners	Limited	Limited	Yes
Downloads from design/detailing software	Yes	Yes	Yes
Estimated time to cut-to-length one w24x100	Incapable	5 minutes	1.15 minutes
Automatic part handling	Flip manually	Yes	Yes
Cut copes with CNC accuracy	Incapable	Incapable	Yes
Make cutouts for bracing and knife connections	Incapable	Incapable	Yes
Text scribing	Incapable	Incapable	Yes
Fabricate complete stair stringers	Incapable	Incapable	Yes
Mitre cut	Incapable	Costly option	Yes
Cut Slots & any other shapes	Incapable	Incapable	Yes
Weld prep bevel cut	Incapable	Incapable	Yes
Rip I-Beams into T-Beams	Incapable	Incapable	Yes
Tool change required	Yes	Yes	Never
Overall production output	Slow	Average	Fastest

Click here
to see our beamline
in action



Proud suppliers of:

Colorbond®

Zincalume®

Galvabond®

Zincanneal®

Galvaspan®

Truecore®

Xlerplate®

TruSpec®

RedCor®

Bisalloy

LYSAGHT

METALCORP
Everything in Steel



Aluminium

National branch network



Click here

for branch
information and
delivery days



Albury
20 Fallon St
Albury, NSW 2641



**BlueScope
Distribution**

For more information

13 72 82

bluescopedistribution.com.au

The information in this brochure is provided by the way of general information only and should not be relied upon by any person. You must seek specific advice as to the suitability of the products featured in this brochure for the purpose for which, and the manner in which, you propose to use them. This may involve further independent analysis and testing. BlueScope Steel Limited, and its related bodies corporate take no responsibility for any adverse consequences of any nature which arise as a result of reliance on this brochure. Information on safe storage and safety datasheets for BlueScope's products can be found at www.bluescopesteel.com.au/SDS-Storage. BlueScope Distribution, COLORBOND, ZINCALUME, GALVABOND, ZINCANNEAL, GALVASPAN, TRUECORE, XLERPLATE, TRU-SPEC, REDCOR, LYSAGHT, METALCORP and Orrcon Steel are registered trademarks of BlueScope Steel Limited. BISALLOY is a registered trademark of Bisalloy Steels. © 2024 BlueScope Steel Limited ABN 16 000 011 058.